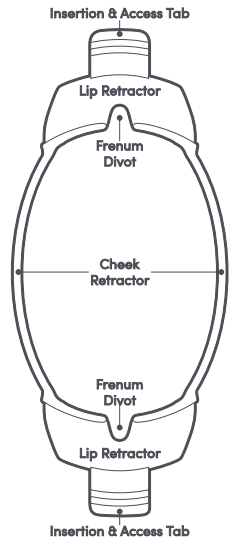


# ZYRIS HOOPLA™



keep away from sunlight



do not use if package is damaged



storage humidity



storage temperature



non-sterile



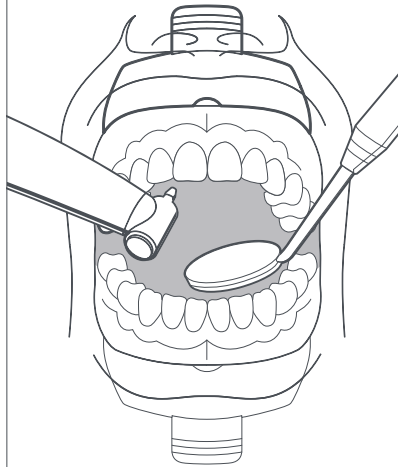
do not reuse

**Expert Tip**  
If you want even more lip retraction, Hoopla works seamlessly with Isolite Posterior Mouthpieces

## Intended Use

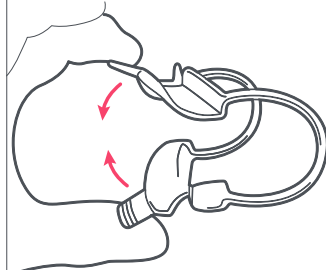
Hoopla improves the working field by providing lip and cheek retraction. It can be removed and reinserted as needed during the procedure.

Tabs improve ease of insertion and are used to maneuver Hoopla for better access. Hoopla can be left in place when checking occlusion.



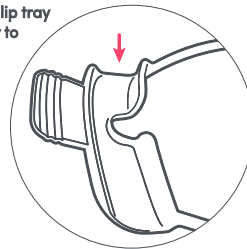
## 1 Instructions For Use

Fold for insertion by holding tabs with thumb and forefinger.



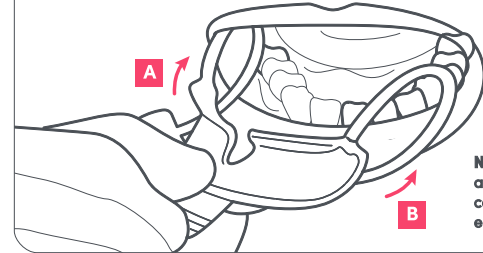
**Note:** Be sure the lip tray is facing correctly to seat lips in place.

The back side of the tray will fit in the vestibule.



Insert vertically not horizontally

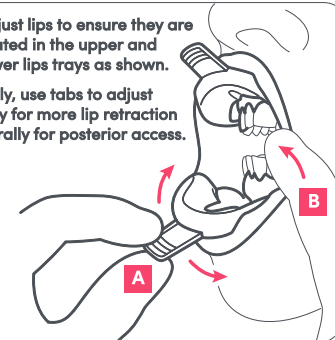
**2** Insert one side of Hoopla's cheek retractor into one cheek and then place the other in the other cheek. The cheek retractors will be on buccal side of teeth. Ensure the patient is not occluding on Hoopla.



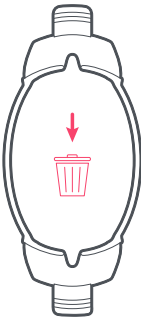
**Note:** Hoopla is flexible allowing it to bend and compress making insertion easy on various sized mouths.

**3** Adjust lips to ensure they are seated in the upper and lower lips trays as shown.

Optionally, use tabs to adjust anteriorly for more lip retraction and laterally for posterior access.



**4** Dispose of after use. Do not autoclave.



## CONTRAINDICATIONS

No known contraindications.

Do not use if unable to position Hoopla correctly.

## SIDE EFFECTS

Use of the Hoopla may trigger a pharyngeal reflex (laryngeal spasm) in hypersensitive patients, or if it is not placed correctly within the oral cavity.

Contact Zyris for more placement information if needed.

## ⚠️ WARNINGS

Reuse can transmit infectious pathogens. Hoopla must be discarded after use. Do not attempt to sterilize.

Use established protocols and patient monitoring for sedation dentistry with Hoopla. Patient management by a certified anesthesiologist is strongly recommended.

During teeth whitening procedures, take care that no bleaching material is caught between Hoopla and the oral soft tissues to prevent irritation.